



BRAY RENTAL MARKET REPORT

Mesa County, CO | 2nd Quarter 2022


Single-Family Rental Market (median rental rates)


\$/Sf Change in Rent Q1 2022 vs Q2 2022	SINGLE-FAMILY					
		1 Bedroom	2 Bedrooms	3 Bedrooms	4 Bedrooms	All
+3.27% 	City		\$1,040	\$1,400	\$1,700	\$1,400
	Orchard Mesa		\$1,250	\$1,600	\$2,900	\$1,575
	Fruitvale		\$863	\$1,425	\$1,850	\$1,400
	Northwest	\$1,600	\$1,200	\$1,738	\$2,475	\$1,738
	North			\$1,625	\$2,125	\$1,725
	Redlands		\$1,850	\$1,588	\$1,890	\$1,800
	Clifton		\$2,850	\$1,450		\$1,450
	Fruita		\$1,200	\$1,500	\$1,650	\$1,500
	Palisade			\$2,450		\$2,450
	All	\$1,600	\$1,040	\$1,450	\$1,800	\$1,450

Median Rent Q1 2022 vs Q2 2022
+3.6% 

Above data shows **Single-Family Rentals Only** in Mesa County. Data reflects median rental rates. Data is deemed reliable but not guaranteed. Data based off of Bray Property Management's Rental Portfolio. **Revised August 24, 2022**

Multi-Family Rental Market (2+ Units) (median rental rates)

\$/Sf Change in Rent Q1 2022 vs Q2 2022	MULTI-FAMILY					
		1 Bedroom	2 Bedrooms	3 Bedrooms	4 Bedrooms	All
+20.7% 	City	\$900	\$1,100	\$1,300	\$1,700	\$1,000
	Orchard Mesa		\$900		\$1,550	\$900
	Fruitvale		\$800	\$1,325		\$1,050
	Northwest	\$1,371	\$1,601	\$1,400		\$1,399
	North	\$1,150	\$1,175	\$1,600		\$1,200
	Redlands	\$1,075	\$1,275			\$1,150
	Clifton	\$950	\$1,100	\$1,100		\$1,098
	Fruita		\$975	\$1,150		\$1,000
	Palisade		\$750			\$750
	All	\$1,050	\$1,100	\$1,350	\$1,600	\$1,100

Median Rent Q1 2022 vs Q2 2022
+22.2% 

Total includes \$650 Studio in City. Above data shows **Multi-Family Rentals Only (any structure with 2 units or more)** in Mesa County. Data reflects median rental rates. Data is deemed reliable but not guaranteed. Data based off of Bray Property Management's Rental Portfolio. **Revised August 24, 2022**



BRAY PROPERTY MANAGEMENT

970.242.8450

637 North Avenue Grand Junction, CO 81501